


Ionia County



Poultry Project Record Book

Name: _____

Club: _____

Leader: _____

Age (as of 01/01): _____ Years Showing Poultry: _____

Date Record Started: _____ Date Record Closed: _____

Show/Showmanship Bird(s) Information – First Bird/Pen

All Show Birds brought to fair must be registered in Fair Entry.

Department – Youth Poultry

Division – Breeding Poultry

Class – _____

American, Asiatic, Bantams, Ducks, English, Game Bird, Geese, Mediterranean, Miscellaneous, Turkey

Subclass – _____

Single Mature Male or Female,
Single Young Male or Female,
Trio of 3 (2 females and 1 male) Mature or Young

Breed – _____

Variety – _____

Reference the Poultry Standard of Perfection for varieties of your breed.

Raised or Purchased - _____

If purchased, Purchased From - _____, Cost - _____

Date of Birth - _____ Current Weight - _____ Current Market Value - _____

Show/Showmanship Bird(s) Information – Second Bird/Pen

Department – Youth Poultry

Division – Breeding Poultry

Class – _____

American, Asiatic, Bantams, Ducks, English, Game Bird, Geese, Mediterranean, Miscellaneous, Turkey

Subclass – _____

Single Mature Male or Female,
Single Young Male or Female,
Trio of 3 (2 females and 1 male) Mature or Young

Breed – _____

Variety – _____

Reference the Poultry Standard of Perfection for varieties of your breed.

Raised or Purchased - _____

If purchased, Purchased From - _____, Cost - _____

Date of Birth - _____ Current Weight - _____ Current Market Value - _____

Show/Showmanship Bird(s) Information – Third Bird/Pen

Department – Youth Poultry

Division – Breeding Poultry

Class – _____

American, Asiatic, Bantams, Ducks, English, Game Bird, Geese, Mediterranean, Miscellaneous, Turkey

Subclass – _____

Single Mature Male or Female,
Single Young Male or Female,
Trio of 3 (2 females and 1 male) Mature or Young

Breed – _____

Variety – _____

Reference the Poultry Standard of Perfection for varieties of your breed.

Raised or Purchased - _____

If purchased, Purchased From - _____, Cost - _____

Date of Birth - _____ Current Weight - _____ Current Market Value - _____

Show/Showmanship Bird(s) Information – Fourth Bird/Pen

Department – Youth Poultry

Division – Breeding Poultry

Class – _____

American, Asiatic, Bantams, Ducks, English, Game Bird, Geese, Mediterranean, Miscellaneous, Turkey

Subclass – _____

Single Mature Male or Female,
Single Young Male or Female,
Trio of 3 (2 females and 1 male) Mature or Young

Breed – _____

Variety – _____

Reference the Poultry Standard of Perfection for varieties of your breed.

Raised or Purchased - _____

If purchased, Purchased From - _____, Cost - _____

Date of Birth - _____ Current Weight - _____ Current Market Value - _____

*You may add additional pages for more birds/pens.

Show/Showmanship Bird(s) Photos

You are encouraged to be in the photo with your Poultry Show Bird(s), and you should also include captions on your pictures that include the date each photograph was taken. You may use additional pages, a minimum of three pictures are required.

Show/Showmanship Bird(s) Feed Tag Information

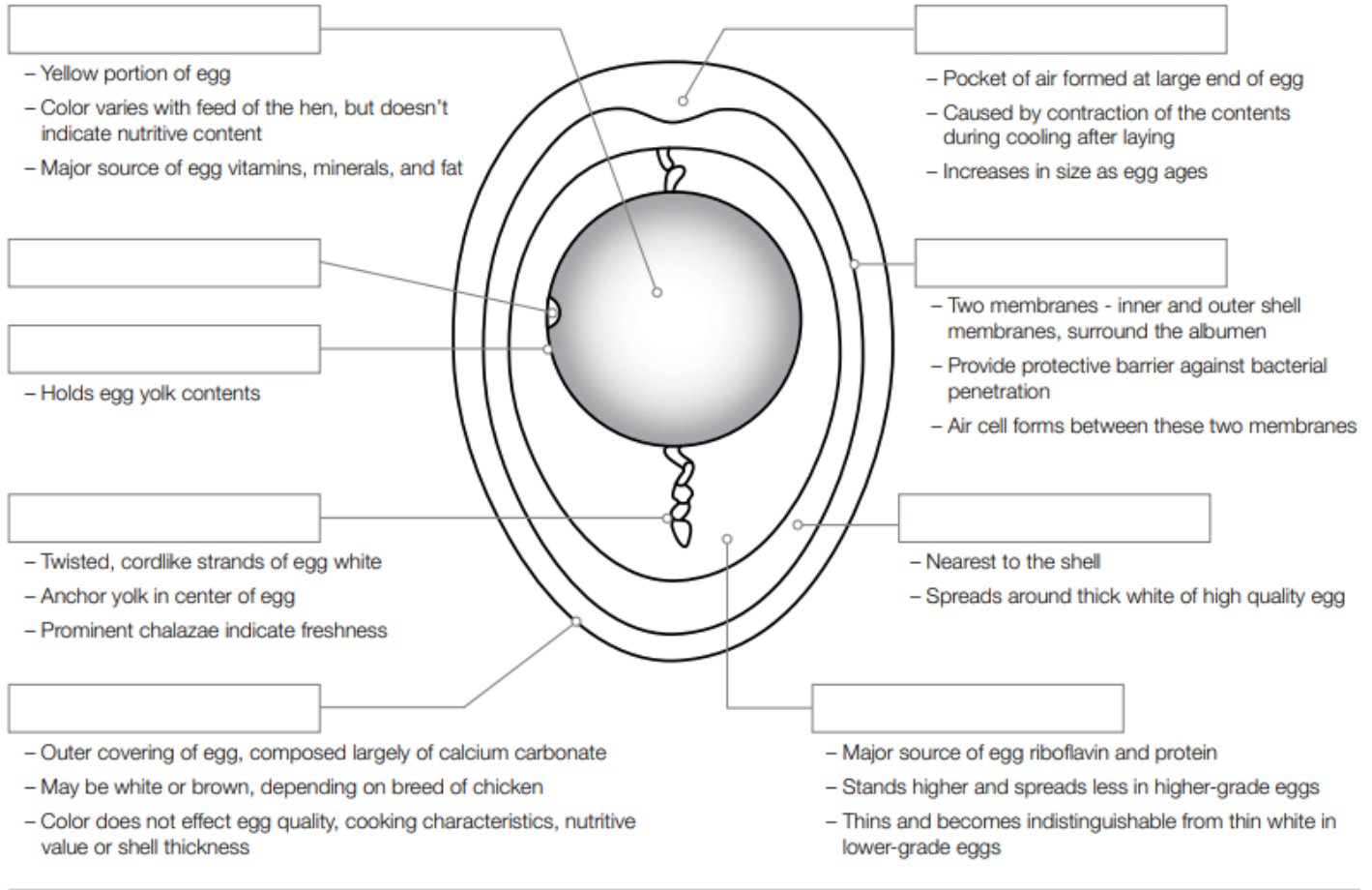
Attach a tag or label from each feed being used for your Poultry Show Bird(s). If a homemade mix is used, please describe the mix on the back of this page. You may use additional pages if needed.

* Skip to the Agreement Page if you do not have a market project. Exhibitors with only Show/Showmanship Bird(s) are expected to make an educational poster to display at fair.

** Barn Buddies can skip to the Agreement Page and are expected to make an educational poster to display at fair. If a Barn Buddy is entering a market project, they do not need to complete the market project pages.

Egg Project Information

- Collect a dozen eggs that are of similar color, shape and size. (From 1 or 2 birds over several weeks.)
- Thoroughly wash eggs. Eggs must be free of blemishes and cracks.
- Place eggs in a clean carton with air sac on top, (pointed end down).
- If sold at fair, bring the buyer a fresh dozen eggs. The eggs do not have to be the same.



Choose from the following answers: Thin Albumen Shell Membranes Shell Chalazae Air Cell Yolk Thick Albumen Germinal Disc Vitelline (Yolk Membrane)

Egg Nutrition – 1 Egg

Calories - _____ cal

Total Fat - _____ g

Cholesterol - _____ mg

Sodium - _____ mg

Protein - _____ g

Your Egg Color - _____

Your Egg Size - _____

Peewee, small, medium, large, extra-large or jumbo

Type of Bird laying your Eggs

*Class – _____

*Breed – _____

*Variety – _____

Market Value for a dozen of these eggs - _____

* Skip to the Agreement Page if you do not have a market project.

Market Project Information

Circle Your Project: **Chickens** **Turkeys** **Waterfowl**

Hatchery Purchased from - _____

Date birds arrived at your home - _____

Number of birds purchased – _____ Number of birds that died - _____

Number of birds on weigh day, (Wednesday before Fair). - _____

Total weight of ALL birds on last weigh day, (Wednesday before fair). _____

Costs associated with raising ALL market birds:

		Total Cost
Birds, number of birds _____	Cost per bird _____	
Taxes and shipping		
Medication		
Litter, number of bags _____	Cost per bag _____	
Feed, number of bags _____	Cost per bag _____	
Processing fee, number of birds _____	Cost per bird _____	
Other costs – List		
Total Cost of Production		

Percent Mortality = $\frac{\text{Number of birds that died}}{\text{Number of birds purchased}} \times 100 = \text{_____}\%$

Cost of Production per pound of chicken = $\frac{\text{Total Cost of Production}}{\text{Total weight of All birds on last weigh day}} = \text{_____}$

Average cost of production per bird = $\frac{\text{Total Cost of Production}}{\text{Number of birds on last weigh day}} = \text{_____}$

*Copy and complete this page for additional market projects.

Market Project Questions

Circle Your Project: Chickens Turkeys Waterfowl

1. What did you learn from your project this year?

2. What challenges did you encounter?

3. What did you enjoy about your project?

4. How might you improve or change your project next year?

5. What happens to your market bird(s) next?

Who is processing them?

Where/how are you marketing the bird(s)?

Will you charge by bird or by pound?

How much?

6. Based on your answer to question 5 and your Total Cost of Production, will you be making a profit? How much?

* Attach a copy of the sales receipt for your birds to the end of this record book.

** Turkey or Waterfowl market projects should be purchased no earlier than 20 weeks before show day.

***Copy and complete this page for additional market projects.

Market Project Weight Gain and Growth Chart

Weigh all young birds together at the start of your project. Divide the total weight by the number of birds to determine the average weight. Each week as the project progresses weigh at least half of your average sized birds to determine the average weight each week.

Week 1 Date: _____ Avg Wt: _____ Week 2 Date: _____ Avg Wt: _____

Week 3 Date: _____ Avg Wt: _____ Week 4 Date: _____ Avg Wt: _____

Week 5 Date: _____ Avg Wt: _____ Week 6 Date: _____ Avg Wt: _____

Week 7 Date: _____ Avg Wt: _____ Week 8 Date: _____ Avg Wt: _____

Week 9 Date: _____ Avg Wt: _____ Week 10 Date: _____ Avg Wt: _____

Week 11 Date: _____ Avg Wt: _____ Week 12 Date: _____ Avg Wt: _____

Week 13 Date: _____ Avg Wt: _____ Week 14 Date: _____ Avg Wt: _____


Week 15 Date: _____ Avg Wt: _____ Week 16 Date: _____ Avg Wt: _____

Week 17 Date: _____ Avg Wt: _____ Week 18 Date: _____ Avg Wt: _____

Week 19 Date: _____ Avg Wt: _____ Week 20 Date: _____ Avg Wt: _____

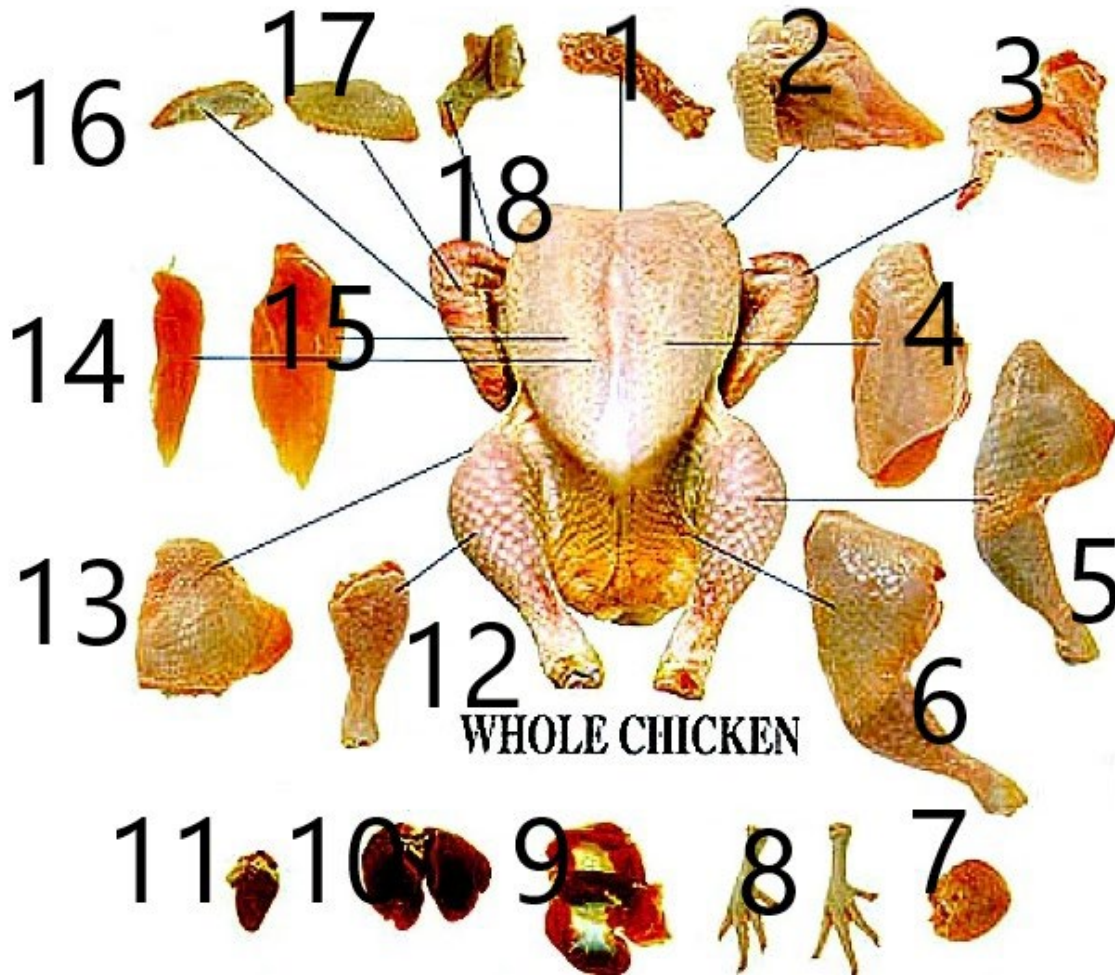
Minimum Weights: Chickens = 4 # 8oz. Turkeys = 18 # Waterfowl = 6 #

Growth Chart: (Place Weeks on the x- axis and Avg Wt on the y-axis.)



*Copy and complete this page for additional market projects.

Know Your Cuts of Meat



1	10
2	11
3	12
4	13
5	14
6	15
7	16
8	17
9	18

Market Project Photos

You are encouraged to be in the photo with your Poultry Market Birds, and you should also include captions on your pictures that include the date each photograph was taken. You may use additional pages, a minimum of three pictures are required.

*Copy and complete this page for additional market projects.

Market Project Feed Tag Information

Attach a tag or label from each feed being used for your Poultry Market Birds. If a homemade mix is used, please describe the mix on the back of this page. You may use additional pages if needed.

*Copy and complete this page for additional market projects if different feed was used.

Agreements Page

Name: _____

I hereby certify that as the exhibitor of this project, I have personally been responsible for the care of these animals, record keeping, and have completed this project book.

Youth Signature: _____ Date: _____

I, the parent/guardian, certify that this youth has completed their project, completed this record book, and will comply with all rules and regulations. I give permission for this book to be on display to the public and will ensure the content is appropriate.

Parent/Guardian Signature: _____ Date: _____

Record books need to be submitted at check-in on the Friday of the Poultry Show.

Records start on January 1 or when the exhibitor takes possession of each animal. Records end the week of exhibition at fair

Poultry Project Record Book Score Sheet

Member: _____

Page		Possible Points	Your Points
1	COVER SHEET	5	
	All information is neat and complete.		
2-3	SHOW BIRD INFORMATION	10	
	All information is neat and complete.		
4	SHOW BIRD PICTURES	10	
	Minimum of 3 pictures included. Captions included with pictures.		
5	SHOW BIRD FEED TAG	5	
	Includes feed tags or photographs of feed tags.		
	POSTER – For Exhibitors with only Show Birds	65	
6	Egg Project Information	10	
	All information is neat and complete.		
7	MARKET POULTRY INFORMATION	10	
	All information is neat and complete.		
8	MARKET PROJECT QUESTIONS	15	
	All questions are answered thoroughly		
9	MARKET PROJECTS WEIGHT GAIN AND GROWHT CHART	10	
	All information is neat and complete.		
10	CUTS OF MEAT	5	
	All parts identified correctly.		
11	MARKET BIRD PHOTOS	10	
	Minimum of 3 pictures included. Captions included with pictures.		
12	FEED TAG(S)	5	
	Includes feed tags or photographs of feed tags.		
13	AGREEMENT	5	
	Signed by member and a parent.		
	TOTAL POINTS A: 100 - 80; B: 79 - 60; C: 59 - 30	100	